



SIR CHRISTOPHER HATTON ACADEMY



YEAR 11

SUBJECT REVISION GUIDE

2025-2026

Table of Contents

Subject	Contact Email	
Art	peelk@hattonacademy.org.uk	2
Business	scullions@hattonacademy.org.uk	3
Computer Science	salehn@hattonacademy.org.uk	4
Drama	glynns@hattonacademy.org.uk	5
English	carnelln@hattonacademy.org.uk	6
Film Studies	rockinghams@hattonacademy.org.uk	8
Geography	purkisst@hattonacademy.org.uk	10
German	sorrentinol@hattonacademy.org.uk	12
History	benjaminc@hattonacademy.org.uk	13
Hospitality & Catering	graya@hattonacademy.org.uk	14
Information Technology	scullions@hattonacademy.org.uk	17
Maths	aylinga@hattonacademy.org.uk	18
Product Design	sherreyj@hattonacademy.org.uk	20
Religious Studies	learj@hattonacademy.org.uk	21
Science	edmondsj@hattonacademy.org.uk	22
Sociology	williamsa@hattonacademy.org.uk	24
Spanish	sorrentinol@hattonacademy.org.uk	26
Textiles	graya@hattonacademy.org.uk	27



Education is our passport to the future

-- Malcom X

General Revision Tips

Start Now! (if you haven't already)

- Make a revision timetable of short blocks per subject, planning in breaks and treats.
- Plan to revise your least favourite subject just before your favourite, then you finish on a high.
- Regular revision over time is far more effective than intensive cramming the week before.

Find a Quiet Space

- Find a quiet space.
- Be uninterrupted, turn off your phone, TV, iPod and tell family and friends you are revising.
- Go to a Grandparent's/relative's house or the local library if it's quieter.
- Have drinks and snacks available so you don't keep stopping.

Keep Healthy

- Get a minimum of 8 hours of sleep every night and factor in plenty of rest.
- Eat and drink regularly ensuring you keep yourself hydrated.

Fresh Air

- Get some fresh air, 5-10 minute breaks every hour, have a stretch or short walk.

Use Colours

- Draw colourful Mind Maps for your walls - They are easier to memorise.
- Use coloured Post-Its and stick them around the house.
- Highlight keywords/sentences in texts.

Complete Past Papers

- Ask the teachers or Google them yourself.
- Get used to the layout, style and timings.

Make Revision Notes

- The best way to memorise lots of information is to make notes over and over again, tedious but it really works.

Reward Yourself

- Whether it is an edible treat, a trip out, time with friends – plan it in your timetable and earn it. Don't turn into a revision zombie!

Use Your Family and Friends

- Ask people around you to help minimise distractions. They can help test you or give you feedback from your Revision Notes.

Think Positive!

- Take the pressure off yourself, plenty of people do well in life without getting 100% in very exam. Revise well, go in prepared and relaxed knowing you can do it.




The Externally Set Assessment (ESA) of the Non-Examined Assessment (NEA) Unit 2 (your exam project) is a project, similar to your other art projects in key stage 4, where you develop and explore a given theme, and artists linked to the theme, through photography, drawings and media development. This year's theme from AQA was given to you on your return in January and you have already made a good start to this unit of work. You should continue to use the tasks to keep you on track each week, as this will ensure that you cover all the assessment objectives. You need to attend intervention sessions after school to ensure that you have the support and practical media you need. Your ESA unit will run for approx. 10 school weeks. From February half term onwards, you will plan in detail what you will produce in the 2 day (10 hour) art exam from your researched ideas.

Reminders:


- The art classrooms are available to you any lunchtimes as agreed with your teacher (Mrs Peel/ Mr Panther) and after school sessions to support you to access materials and support.
- Intervention may also be offered over the half term break – dates and times TBC
- Use the list (printed on A3 paper) you have of dates and tasks to keep you on track for producing work each week.
- The NEA unit 2 is worth 40% of your GCSE grade. You need to make sure all work produced is carefully presented in sketchbooks and is your very best in quality as this should demonstrate all your skills.
- Sketchbooks/ESA prep and folder work is worth 75% of your final ESA NEA 2 grade. You need to keep your ESA sketchbooks and folders up to date.
- Planning is key to ensure you produce the quality and quantity of work needed over the 2 days of supervised time (your 10 hour art exam). Once you have started the supervised exam time you cannot add to your preparation work.

Useful Websites:

- 
- [GCSE bitesize](#)
 - <https://www.studentartguide.com>
 - <https://www.tate.org.uk/art/student-resource>
 - Pinterest, Google Images for ideas and general research. There are a multitude of videos which can be used to help at home.

Resources that will help:

Exam Paper	Exam Dates
Paper 1 Influences of Operations and HRM on business activity What's assessed <ul style="list-style-type: none"> · Business in the real world · Influences on business · Business operations · Human resources 	11th May 2026 90 marks 1 hour 45 mins 50% of your grade
Paper 2 Influences of marketing and finance on business activity What's assessed <ul style="list-style-type: none"> · Business in the real world · Influences on business · Marketing · Finance 	21st May 2026 90 marks 1 hour 45 mins 50% of your grade




- [GCSE Business -BBC Bitesize](#)
- [Business - tutor2u](#)
- [AQA Exam Board](#)
- [Department Padlet](#)

Revision Ideas:


- Follow the department revision timeline
- Create topic mind maps
- Practise past paper questions
- Use mark schemes to help you understand what the examiner is looking for.

Exam Paper	Exam Dates
Paper 1 Computer Systems: -Systems architecture -Memory and storage -Computer networks, connections and protocols -Network security -Systems software -Ethical, legal, cultural and environmental impacts of digital technology	13th May 2026 80 marks 90 mins 50% of your grade
Paper 2 Computational Thinking, Algorithms and Programming: -Algorithms -Programming fundamentals -Producing robust programs -Boolean logic -Programming language and Integrated Development Environment (IDE)	19th May 2026 80 marks 90 mins 50% of your grade

Revision Ideas Paper 1:

- Use your revision booklet to remind yourself of the theory. Use the checklist included to remind you of your weaker topics to focus on.
- Use the lesson PowerPoints and your notes (on OneNote) to help you remember key concepts.
- Practise past exam questions. You can download some past papers [here](#) 
- You also have access to hundreds of questions in your OneNote organised by topic in the Revision Materials section. (Use revision topics 1-8 for paper 1).
- Use the 4 sample questions papers booklet you were given.

Revision Ideas Paper 2:

- Use your revision booklet to remind yourself of the theory.
- Practise past exam questions. You can download some past papers [here](#) 
- You also have access to hundreds of questions in your OneNote organised by topic in the Revision Materials section (Use revision topics 9-13 for paper 2).
- Do an algorithm a day from the Algorithm a Day section in your OneNote. You can try in pseudocode or flowchart first, then you could try writing it in Python to be able to see if there are any errors and fix them.

Preparing your script for the exam

For each section of the script, you need to consider the actor, designer and director.

Actor & Director



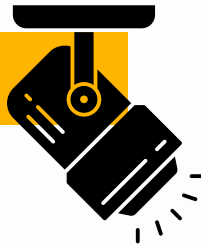
Characterisation:

What is the character trying to achieve in this section?

How does the character talk/move/sit/stand/interact with others in this section?

Why?

Designer



Costume:

What are the characters wearing?

What is the cut/colour/style/fit/condition of the clothing? Why is it like that?

What would I do to 'treat' the costume (i.e. breakdown or embellish)?

How does the costume show personality and relate to context?

Set:

What set design am I using? Where is the location, time, and mood of each scene?

What technical vocabulary can I use to describe the set?

What do I have to make to show location? What should I add to show 'Broken Britain'?

How does the set demonstrate context?

Props and Furniture:

What props and set am I using in this section? Why?

What is the significance of the set/props?

How do props relate to the context?

Lighting and Sound: TECHNICAL terminology – you are expected to know the terms on the design slides we used for The Mousetrap:


- Types of lanterns and how they make shapes and spaces onstage
- Colours and gobos
- Sound effects (SFX) that suggest location or atmosphere
- Where speakers are placed
- The intensity and angle of the lights
- The volume, reverb or echo of sound
- Soundscapes and voice overs
- Projection

HOW LIGHTS AND SOUND AFFECT MOOD AND ATMOSPHERE

Make sure you need to know what to revise for each exam paper:

	Paper 1	Paper 2
English Literature	<p>Section A – <i>Macbeth</i> by William Shakespeare (30 marks + 4 for spelling and punctuation)</p> <p>Section B – <i>A Christmas Carol</i> by Charles Dickens (30 marks)</p>	<p>Section A - Modern Drama An Inspector Calls by J B Priestley (30 marks + 4 for spelling and punctuation)</p> <p>Section B - Power and Conflict Poetry Comparison</p> <p>Section C – Unseen Poetry Parts 1 & 2</p>
English Language	<p>Section A – Fiction extract Qs 1 - 4</p> <p>Section B – Creative writing</p>	<p>Section A – Non-fiction extracts & Qs 1- 4</p> <p>Section B – Transactional (non-fiction) writing</p>

AQA

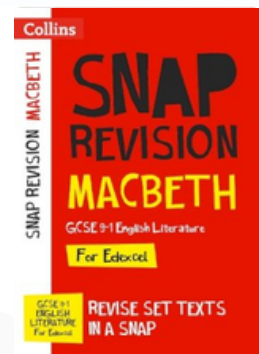

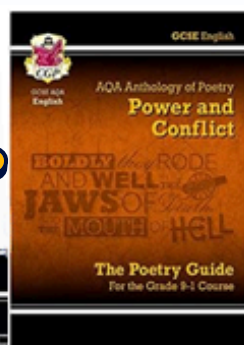




GCSE English Literature Paper 1



- Re-read your literature texts – this is essential!
 - [Macbeth - Entire Play | Folger Shakespeare Library](#)
 - [The Project Gutenberg eBook of A Christmas Carol, by Charles Dickens](#)
 - [An Inspector Calls](#)
 - [Power and Conflict Poetry — Wilmslow High School](#)
- Create checklists of all characters/ themes/ poems present in each text
- Use your Y10 & Y11 exercise books/revision guides/ YouTube/ Instagram/ online platforms to gather as much information as you can about each character/ theme
- Read the notes you have made and highlight the most important parts;
- Transfer the highlighted information to flashcards you can use for revision.
- Create essay plans for each character/ theme. English exam questions always follow the same format so it is easy to create your own essay questions
- Keep working through the **Study Buddy** booklet that your class teacher has given you.

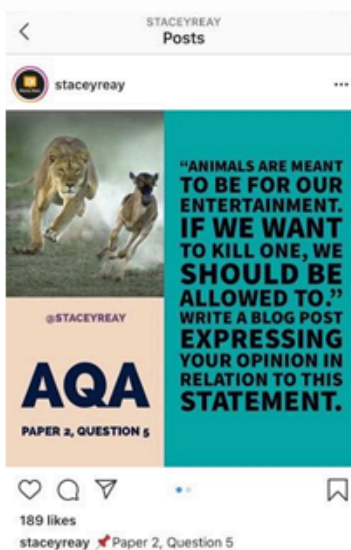
Example revision guides for English Literature



Example revision guides for English Language.

YouTubers/Instagrammers

- [Stacey Reay](#)
- [Mr Bruff](#)
- Mr Salles Teaches English
- [Lightbulb Revision](#)
- [Mrs Whealan's English](#)
- The English Teacher
- English_aqa_revision



Good Luck with your exam preparations!
You can do it!

Exam Dates

Paper 1 - Friday 8th May

Paper 2 - Thursday 21st May



Consistent and focused revision, coupled with a variety of study strategies will enhance your preparation. Good Luck!

Key Steps to Exam Success

Organise Your Notes



- Review and organise your class notes, ensuring you have a clear understanding of key concepts, theories, and film terminology.
- Create a structured notebook or digital document for easy reference.

Past Papers




- Practise with past exam papers to familiarise yourself with the format and types of questions asked.

Active Watching



- Re-watch films studied in class, paying attention to cinematography, sound, editing, and narrative techniques.
- Take detailed notes on key scenes, characters, and film elements.

Component 1 Films

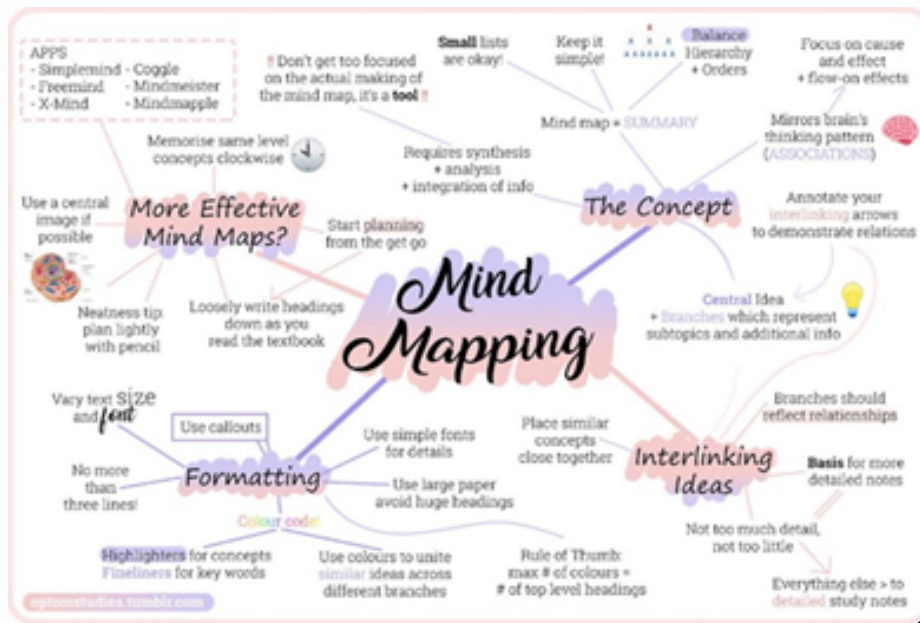


Component 2 Films



Mind Maps and Visual Aids

- Create mind maps or visual aids to condense information and aid memory retention.
- Use diagrams to illustrate concepts like film analysis frameworks and narrative structures.



Flashcards for Terminology & Key Film History Dates

- Create flashcards for essential film terminology and their definitions.
- Regularly review these cards to reinforce your knowledge.

Essay Planning and Writing

- Practise essay planning to structure your responses effectively.
- Work on timed essay writing to improve your ability to convey ideas concisely.

Online Resources



- Explore online platforms for additional resources, including video lectures, articles, and interactive quizzes.
- Engage with reputable film studies websites to broaden your understanding.
 - [Film Study Fundamentals](#)
 - [Film history and technology](#)
 - [Miss Ross – YouTube playlist](#)
 - [Sir Christopher Hatton Film Youtube Channel](#)
 - [Sir Christopher Hatton Film Studies Padlet](#)



Key Revision/Exam Tips

Use Your Revision Guide



- It contains detailed notes, so use it alongside your exercise books to help you revise.
- Find what works for you. Think about: flashcards, asking someone to test your knowledge, mind-maps etc. Testing is one of the most effective ways to revise!

Case Study Cards



- For each case study, write the name of it on the front e.g. Tectonic Hazard and 3-5 facts on the reverse.
- Test yourself by reading the name of the case study and trying to remember the facts, and then checking how many you got correct.
- Any you are fully confident with take out of the pile. Repeat every day until you have none left.

Think TEA



- Trends, Examples, Anomalies. If a question asks you to 'describe the distribution' of something, use the TEA model to write a perfect answer!

Geog Your Memory!

- The A3 sheets that your teacher gave you cover each topic of the GCSE. They will help you to reduce your extended notes into manageable sections. Ask your teacher if they can give you some advice with these. There are templates available, or you can create your own!

Key Word Post It Notes



- Write out key terms on post it notes with their definitions and stick them somewhere you will see them regularly - above the TV, on your bathroom mirror, on the inside of your wardrobe door. They will go in eventually!

Extended Written Questions

- Read the question carefully to ensure you are clear on the expectations.
- Make sure that you include detail in your explanation – use ‘this means that’ and ‘this is because’ to extend the detail in your work.
- Make sure that you include specific facts and figures also to support your viewpoint.
- For a ‘to what extent...’ question, you must give both sides of the argument and then conclude.
- For the 6-8 markers or the 12-15 markers of Paper 3 you must write in full sentences and ensure you fully justify your point.

Practise!



- Do as many practice questions as you can, so that you get a good idea of the expectations of the exam questions. The more you do, the more confident you will become!

Useful Resources

Past Papers can be found [here](#)



Case study map with embedded videos and web links can be found [here](#)



Useful YouTube Channels

Longer answer questions and case studies – this covers MANY of your case studies but several are DIFFERENT: [Conquering the OCR B GCSE Case Studies](#)

Recapping how to answer Paper 1-3; this also covers what you need to do for each paper but will use some similar and some different case studies to what we have done in school: [OPTION RESOURCE RELIANCE \(OCR B GCSE Geography\)](#)



Useful Website

<https://www.bbc.co.uk/bitesize/examspecs/zy3ptyc>



Your GCSE is made up of 4 parts: Speaking, Listening, Reading and Writing.

The more effort and time you put into your revision the better grade you will get in the exams, not only in your mocks but for the summer exams too.

Topic Areas:

Here is a breakdown of the topic areas you need to have completed by the exam:



- My personal world
- Studying and my future
- My neighbourhood
- Travel and tourism
- Lifestyle and Wellbeing
- Media and Technology



Good Luck!

Any revision is good revision and WILL have an impact, but the best way is to learn 10-20 words a day, don't try to cram, it just doesn't work.

Resources Available to You:

- The vocab lists from the Edexcel course in the Knowledge Organiser
- Your speaking preparation booklets
- You can access the online vocab lists on Quizlet or Booklet to test yourself.
- <http://www.bbc.co.uk/schools/gcsebitesize/german/> which is brilliant and focused on the topic areas 
- DVDs and books are available from the school library and MFL office to enhance your reading and listening skills.
- The Pearson German GCSE revision workbook
- These and all the Knowledge Organisers are organised on our German Padlet: www.padlet.com/hattonmfl/ks4-german-links-ksd8i6h1yzgc4fkz 
- The final resource you have available your teachers – if AT ANY TIME you have any questions, just come and see them.

Paper 1 <ul style="list-style-type: none"> • Conflict and Tension: The Interwar Years 1918-1939 • Germany: Democracy to Dictatorship 1890-1945 	15th May 2026
Paper 2 <ul style="list-style-type: none"> • Elizabethan England c1568-1603 • Health and the People c1000 to present day 	4th June 2026

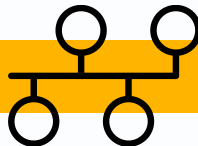
Step 1. Past Papers



One of the best ways to revise is practise, practise, practise of questions. See past papers on the AQA website

[AQA Website for Revision Guides and Past Papers](#)

Step 2. Chronology



One of the hardest elements of our topics is the dates and chronology. Create posters/timelines of the key dates for each topic

Step 3. Second Order Concepts



Create graphics and organisers for significance, cause and consequence, and similarities and differences.

Step 4. Cue Cards



These can be quizzes or fact cue cards to practise with friends or do independently to build your confidence in the evidence you need for answers.

Revision Reminders

- Copying from textbooks does not work.
- Highlighting reading might look pretty but still not embedding.

Hospitality and Catering

graya@hattonacademy.org.uk

Unit 1		Unit 2
Exam 12 June 2026 PM 1 hour 20 minutes 80 Marks	What's assessed 1.1 Hospitality and catering provision 1.2 How hospitality and catering providers operate 1.3 Health and safety in hospitality and catering 1.4 Food safety in hospitality and catering	NEA Coursework 60% of final grade

Knowledge Organisers



TEXT BOOK:

Level 1/2 Vocational Award Hospitality and Catering; Course Companion by Alison Palmer

These are breakdowns of topics covered from Y9-11. Use revision material given to review these topics



1.1 Hospitality and catering provision	
In this topic learners will gain knowledge and understanding of the following areas:	
1.1.1 Hospitality and catering providers 1.1.2 Working in the hospitality and catering industry 1.1.3 Working conditions in the hospitality and catering industry 1.1.4 Contributing factors to the success of hospitality and catering provision	
Content	Amplification
1.1.1 Hospitality and catering providers	Learners should know and understand the two different types of hospitality and catering provision: commercial and non-commercial: Commercial (residential): <ul style="list-style-type: none"> B&B, guest houses and Airbnb campsites and caravan parks cruise ships holiday parks, lodges, pods and cabins hotels, motels and hostels. Commercial (non-residential): <ul style="list-style-type: none"> airlines and long distance trains cafés, tea rooms and coffee shops fast food outlets food provided by stadia, concert halls and tourist attractions mobile food vans and street food trucks pop-up restaurants public houses, bars restaurants and bistros takeaways vending machines. Non-commercial (residential): <ul style="list-style-type: none"> armed forces boarding schools, colleges, university residences hospitals, hospices and care homes prisons. Non-commercial (non-residential): <ul style="list-style-type: none"> canteens in working establishments (subsidised) charity run food providers meals on wheels schools, colleges and universities. Learners should know and understand the following types of service in commercial and non-commercial provision: Food service: <ul style="list-style-type: none"> table: plate, family-style, silver, Gueridon, banquet

1.1.2 Working in the hospitality and catering industry	Learners should know and understand the following types of employment roles and responsibilities within the industry: <ul style="list-style-type: none"> front of house manager, head waiter, waiting staff, concierge, receptionist, maitre d'hôte, valets housekeeping: chambermaid, cleaner, maintenance, caretaker kitchen brigade: executive chef, sous-chef, chef de partie, commis chef, pastry chef, kitchen assistant, apprentice, kitchen porter/plongeur management: food and beverage, housekeeping, marketing. Learners should know and understand the following specific personal attributes, qualifications and experience an employer would look for to fulfil the roles: Personal attributes: <ul style="list-style-type: none"> organised hardworking punctual hygienic pleasant calm friendly good communicator team player good people skills willingness to learn and develop flexible. Qualifications and experience: <ul style="list-style-type: none"> apprenticeships experience in the role/sector – part-time job, summer employment school, college and/or university qualifications relevant to the job.
---	---

1.4 Food safety in hospitality and catering			
In this topic learners will gain knowledge and understanding of the following areas:			
1.4.1 Food related causes of ill health			
1.4.2 Symptoms and signs of food-induced ill health			
1.4.3 Preventative control measures of food-induced ill health			
1.4.4 The Environmental Health Officer (EHO)			
Content	Amplification		
1.4.1 Food related causes of ill health	<p>Learners should know that ill health could be caused by the following:</p> <ul style="list-style-type: none"> allergies bacteria chemicals intolerances. <p>Learners should know the following food poisoning causes:</p> <ul style="list-style-type: none"> bacillus cereus campylobacter clostridium perfringens e-coli listeria salmonella staphylococcus aureus. <p>Learners should know and understand the following food related causes of ill health:</p> <p>Food allergies:</p> <ul style="list-style-type: none"> cereals (gluten) crustaceans dairy products eggs fish fruit and vegetables lupin molluscs nuts peanuts sesame seeds soya wheat. <p>Food intolerance:</p> <ul style="list-style-type: none"> gluten lactose aspartame MSG. <p>Learners should be aware of the following:</p> <ul style="list-style-type: none"> food labelling laws food safety legislation 	<ul style="list-style-type: none"> food hygiene. 	
		1.4.2 Symptoms and signs of food-induced ill health	<p>Learners should know and understand the following symptoms of food-induced ill health:</p> <p>Visible:</p> <ul style="list-style-type: none"> anaphylactic shock bloating breathing difficulties chills diarrhoea facial swelling pale or sweating skin rash vomiting weight loss. <p>Non-visible:</p> <ul style="list-style-type: none"> constipation feeling sick painful joints stomach-ache weakness wind/flatulence.
		1.4.3 Preventative control measures of food-induced ill health	<p>Learners should know and understand the control measures to prevent food-induced ill health:</p> <ul style="list-style-type: none"> cross contamination correct temperature in delivery, storage, preparation and service physical contamination.
		1.4.4 The Environmental Health Officer (EHO)	<p>Learners should know and understand the role of the Environmental Health Officer (EHO) and that responsibilities include:</p> <ul style="list-style-type: none"> collecting evidence including samples for testing, photographs, interviews enforcing environmental health laws follow up complaints follow up outbreaks of food poisoning inspecting business for food safety standards giving evidence in prosecutions maintaining evidence submitting reports.
		1.1.3 Working conditions in the hospitality and catering industry	<p>Learners should know and understand the following types of employment contracts and working hours:</p> <ul style="list-style-type: none"> casual full time permanent (temporary) part-time (temporary) seasonal zero hours contract. <p>Learners should be aware of the following remuneration and benefits in the industry:</p> <ul style="list-style-type: none"> a salary a wage (hourly) holiday entitlement pension sickness pay rates of pay tips, bonuses and rewards. <p>The hospitality and catering industry normally provides more part-time than full time contracted positions. Learners should be aware of the fluctuating needs of the industry, such as:</p> <ul style="list-style-type: none"> supply and demand: staffing during peak times, large events, seasonal times and the location of the provision.

1.2 How hospitality and catering provisions operate

In this topic learners will gain knowledge and understanding of the following areas:

1.2.1 The operation of the front and back of house

1.2.2 Customer requirements in hospitality and catering

1.2.3 Hospitality and catering provision to meet specific requirements

Content	Amplification
1.2.1 The operation of the front and back of house	<p>Learners should be aware of the operational requirements of:</p> <ul style="list-style-type: none"> • workflow of the front of house – reception, seating area, counter service, bar • workflow of the catering kitchen – delivery, staffing area, wash area, storage area, preparation and cooking area, serving area, washing/cleaning area. <p>Learners should be aware of the following equipment and materials required, used and managed within catering provision/kitchens:</p> <ul style="list-style-type: none"> • large equipment: large conventional oven, glass chiller, floor standing food mixer, deep fat fryers, hot water urns, walk-in fridge-freezer, standing bain marie, steamers, pass-through dishwasher and glass washer, hot plates • materials for cleaning, first aid kit and safety materials • small equipment • utensils. <p>Learners should know and understand the following documentation and administration requirements used in a catering kitchen:</p> <ul style="list-style-type: none"> • stock controlling systems, ordering, delivery notes, invoices, food safety documentation and health and safety documentation. <p>Learners should be aware of the typical dress code requirements for front and back of house of hospitality and catering establishments.</p>
1.2.2 Customer requirements in hospitality and catering	<p>Learners should know and understand how hospitality and catering provision meets the requirements of:</p> <ul style="list-style-type: none"> • customer needs (catering, equipment, accommodation) • customer rights and inclusion (disability) • equality.
1.2.3 Hospitality and catering provision to meet specific requirements	<p>Learners should know and understand how hospitality and catering provision adapts to satisfy the following ever-changing customer climate:</p> <ul style="list-style-type: none"> • customer requirements/needs: lifestyle, nutritional needs, dietary needs, time available • customer expectations: service, value for money, trends, awareness of competition from other providers, media influence/interest, environmental concerns, seasonality • customer demographics: age, location, accessibility, money available, access to establishments/provision.

- counter: cafeteria, buffet, fast food
- personal: tray or trolley, vending, home delivery, takeaway.

Residential service:

- rooms: single, double, king, family, suite (en-suite bath/shower room, shared facilities)
- refreshments: breakfast, lunch, evening meal, 24-hour room service/restaurant available
- conference and function facilities
- leisure facilities (spa, gym, swimming pool).

Learners should know and understand the importance of the following standards and ratings:

- hotel and guest house standards (star ratings)
- restaurant standards, AA Rosette Award, Good Food Guide, Michelin stars.

1.3 Health and safety in hospitality and catering

In this topic learners will gain knowledge and understanding of the following areas:

1.3.1 Health and safety in hospitality and catering provision

1.3.2 Food Safety

Content	Amplification
1.3.1 Health and safety in hospitality and catering provision	<p>Learners should be aware of the responsibilities for personal safety in the workplace of employers and of employees in relation to the following laws:</p> <ul style="list-style-type: none"> • Control of Substances Hazardous to Health Regulations (COSHH) 2002 • Health and Safety at Work Act 1974 • Manual Handling Operations Regulations 1992 • Personal Protective Equipment at Work Regulations (PPER) 1992 • Reporting of Injuries, Diseases and Dangerous Occurrences Regulations (RIDDOR) 2013 • Risks to health and security including the level of risk (low, medium, high) in relation to employers, employees, suppliers and customers. <p>Learners should know the importance of and be able to complete the following documentation:</p> <ul style="list-style-type: none"> • accident forms • risk assessments. <p>Learners should know that employers are responsible for the health and safety training needs of all staff.</p>
1.3.2 Food safety	<p>Learners should know and understand the principles of Hazard Analysis and Critical Control Points (HACCP) and be able to:</p> <ul style="list-style-type: none"> • identify any critical control points and ensure that risks are removed or reduced to safe levels • decide on what actions to take if something goes wrong • complete a HACCP document • complete records to show that procedures are working.

Know Your Exam (Cambridge National IT)

R050 - IT In The Real World	
<ul style="list-style-type: none"> • Types of design tools • Human Computer Interface • Data and testing <ul style="list-style-type: none"> ◦ Types of data ◦ Data collection and storage ◦ Testing data and methods • Cyber security • Computing legislation • Digital Communications <ul style="list-style-type: none"> ◦ Software decision ◦ Hardware decision ◦ Network connection types ◦ Target audience • Internet of everything 	<p>15th May 2026 70 marks 90 minutes 40% of your grade</p>

Revising:

- Use the lesson **PowerPoint** and previous OneNote page to assist in your revision.
- Complete the revision section found on **OneNote** which has a range of practice questions and activities.
- **Recommended book** - [Level 1/Level 2 Cambridge National in IT \(J836\): Second Edition : Everett, Maureen, Stuart, Sonia, Howe, Richard: Amazon.co.uk: Books](#)
- BBC Bitesize (The resource below are from the old IT specification but are still relevant)

HCI	User interfaces - Human computer interfaces (HCI) - GCSE ICT Revision - WJEC - BBC Bitesize
Data and testing	Data and quality of data - GCSE ICT - BBC Bitesize Software testing - Testing - CCEA - GCSE Digital Technology (CCEA) Revision - BBC Bitesize
Cyber-security and legislation	Viruses - Computer viruses - GCSE ICT Revision - WJEC - BBC Bitesize Employer regulations - Health and safety when working with computers - GCSE ICT Revision - WJEC - BBC Bitesize
Digital Communications	Applications software - GCSE ICT - BBC Bitesize

Revising for Maths? Here's what you should be doing:

1. Use **SparxMaths**—use Independent Learning to work on a specific topic you don't know or aren't fully confident with and then have a go at the questions using the videos to help. Or complete your personalised XP Boost and Target tasks.
2. Have a go at a **past paper**—practising will make all the difference! **Mark** and **make corrections** once you're done you can see what topics you need to improve on.
3. Have a go at a **topic booklet** (eg. **Maths Genie** or **1st Class Maths**) and mark it!
4. Test your **memory of formulae**—they are many you now need know and make sure you know how to use them.

Questions or queries? Please don't hesitate to email!

Websites

Some useful places to go to practise Maths



<https://www.mathsgenie.co.uk/gcse.html>

<https://www.mathsgenie.co.uk/papers.php>



Corbettmaths

<https://corbettmaths.com/contents/>

<https://corbettmaths.com/2023/08/01/gcse-revision/>



<https://www.1stclassmaths.com/edexcelrevi>



Practice, practice, practice, and more practice!

Exam Dates - Assessment Information by Exam Board

	Foundation: Edexcel			Higher: Edexcel		
DATE	Type	Marks	Length	Type	Marks	Length
14th May AM Paper 1	Non-Calculator	80	1 Hr 30	Non-Calculator	80	1 Hr 30
3rd June AM Paper 2	Calculator	80	1 Hr 30	Calculator	80	1 Hr 30
10th June AM Paper 3	Calculator	80	1 Hr 30	Calculator	80	1 Hr 30
Total	-	240	-	-	240	-

Exam Information

Perimeter, area and volume

Where a and b are the lengths of the parallel sides and h is their perpendicular separation:

$$\text{Area of a trapezium} = \frac{1}{2} (a + b) h$$

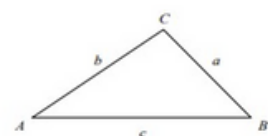
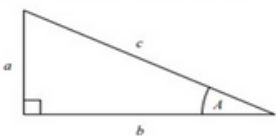
Volume of a prism = area of cross section \times length

Where r is the radius and d is the diameter:

$$\text{Circumference of a circle} = 2\pi r = \pi d$$

$$\text{Area of a circle} = \pi r^2$$

Pythagoras' Theorem and Trigonometry



Quadratic formula

The solution of $ax^2 + bx + c = 0$

where $a \neq 0$

$$x = \frac{-b \pm \sqrt{b^2 - 4ac}}{2a}$$

In any right-angled triangle where a , b and c are the length of the sides and c is the hypotenuse:

$$a^2 + b^2 = c^2$$

In any right-angled triangle ABC where a , b and c are the length of the sides and c is the hypotenuse:

$$\sin A = \frac{a}{c} \quad \cos A = \frac{b}{c} \quad \tan A = \frac{a}{b}$$

In any triangle ABC where a , b and c are the length of the sides:

$$\text{sine rule: } \frac{a}{\sin A} = \frac{b}{\sin B} = \frac{c}{\sin C}$$

$$\text{cosine rule: } a^2 = b^2 + c^2 - 2bc \cos A$$

$$\text{Area of triangle} = \frac{1}{2} ab \sin C$$

Compound Interest

Where P is the principal amount, r is the interest rate over a given period and n is number of times that the interest is compounded:

$$\text{Total accrued} = P \left(1 + \frac{r}{100} \right)^n$$

Probability

Where $P(A)$ is the probability of outcome A and $P(B)$ is the probability of outcome B :

$$P(A \text{ or } B) = P(A) + P(B) - P(A \text{ and } B)$$

$$P(A \text{ and } B) = P(A \text{ given } B) P(B)$$


You will be given an exam aid to help for your exams in the Summer. It will look a little different to how you have been taught in class. Your class teacher will go through which bits are probably best to ignore.

You still need to know how to calculate **SPEED**, **DENSITY** and a few other useful formulae!

Test these regularly on flash cards in order to memorise them.



- Use the CGP Resistant Materials revision guide (you all have one!) alongside the specification of theory topics to revise each section. Use the practice questions at the end of each section to test your knowledge. Answers are at the back of the book!





- Use www.technologystudent.com and click on Resistant Materials for lots of information on the different theory sections, test questions and revision cards.
- Use Seneca learning to complete revision tasks and activities
- BBC bitesize is great! Make sure you select Design and Technology and the exam board 'AQA' [here](#) to find information on each section of the specification.




Paper 1 - Religions <ul style="list-style-type: none">• Christianity: Beliefs and teachings; Practices• Islam: Beliefs and Teachings; Practices	12th May 2026 Answer ALL questions on this paper
Paper 2 - Themes <ul style="list-style-type: none">• Relationships and families• Religion and life• Religion, peace and conflict• Religion, crime and punishment	20th May 2026 Answer all questions on the 4 themes we have studied

Useful Revision Guides:

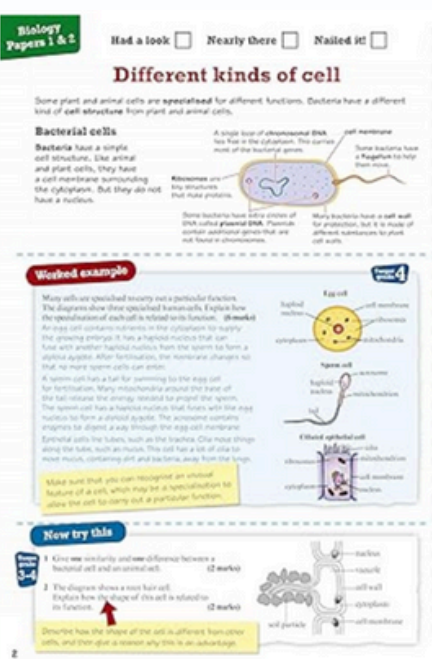
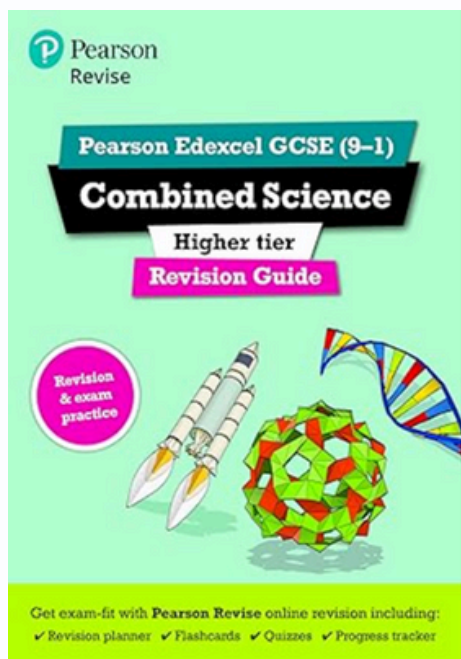


Revision tips:

1. Make sure that you have learnt **ALL** key vocab. Key vocab booklets are available from Mrs Lear
2. Complete as many practice questions as you can – you can use your revision guides or see the question booklets. Read the command words carefully in the questions.
3. Create mind maps / flash cards on each topic.
4. [BBC Bitesize](https://www.bbc.com/bitesize) has some useful revision materials – just make sure that you select the correct topics. 
5. <https://www.senecalearning.com/>
6. Create a booklet of religious teachings and quotes to learn for each topic
7. Work with a revision buddy – create questions and test each other
7. Attend afterschool revision in C19.



Most Importantly - Make sure that you do revise!

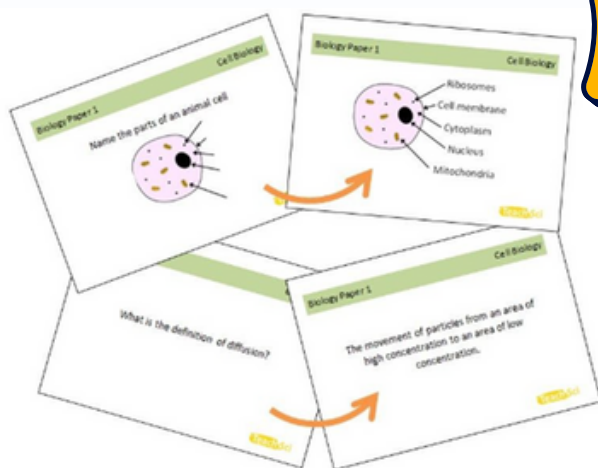


Remember to use your revision guide fully. That includes using:

- The online version which includes interactive quizzes
- The exam style questions
- The answers at the back to check or answers

You can also use your revision guide to summarise your notes to make:

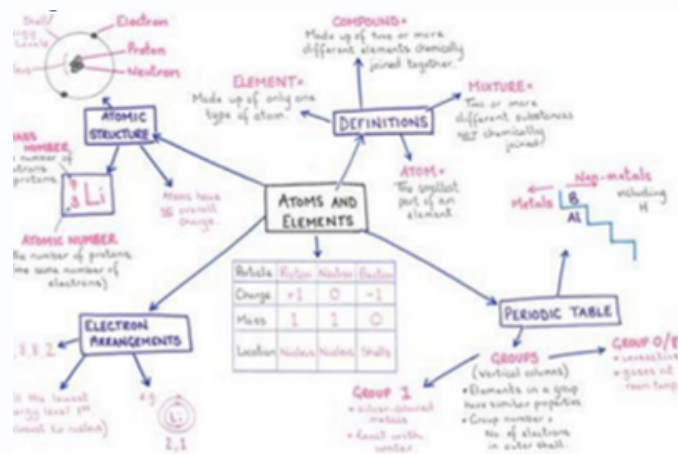
Flash Cards



Hint - Good flash cards only have key information. Try not to overload them.



Mind Maps

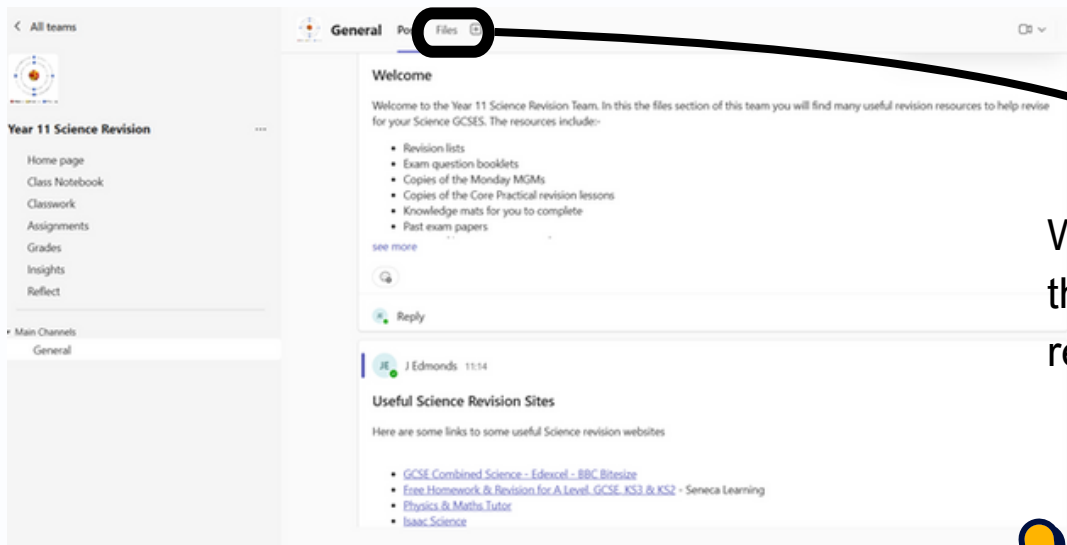


Hint - mind maps are most useful at summarising information. Use colours to help make information stand out.



Revision is a good impulse to have

Use the Year 11 Science Revision Team on Teams



Documents > General

Name	Modified	Modified By	Add column
Class Materials			
1. Year 11 Lessons	About an hour ago	J Edmonds	
2. MGM Sessions	About an hour ago	J Edmonds	
3. Core Practical Revision	About an hour ago	J Edmonds	
4. Exam Practice Booklets	About an hour ago	J Edmonds	
5. Past Papers	About an hour ago	J Edmonds	
6. Revision Checklists	About an hour ago	J Edmonds	
7. Knowledge Mats	About an hour ago	J Edmonds	
8. Other Revision Resources	About an hour ago	J Edmonds	

Green folders contain all the lesson resources from this year's lessons

Blue folders contain practice exam questions and past papers, along with the mark schemes, so you can see what examiners want to see in your answers

Red folders contain revision resources to help organise our revision.

Keys to Success in Science:

- Revise the facts using revision guides, flash cards and mind maps
- Apply you knowledge using exam questions and mark schemes
- Practice, practice, practice using Sparx Science and exam questions

Paper 1: The sociology of families and education

What's assessed

- The sociology of families
- The sociology of education
- Relevant areas of social theory and methodology

Students will be expected to draw on knowledge and understanding of the entire course of study to show a deeper understanding of these topics.

How it's assessed

- Written exam: 1 hour 45 minutes
- 100 marks
- 50% of GCSE

Questions

- Section A has two multiple choice questions followed by a range of short and extended responses.
- Section B has two multiple choice questions followed by a range of short and extended responses.

Paper 2: The sociology of crime and deviance and social stratification

What's assessed

- The sociology of crime and deviance
- The sociology of social stratification
- Relevant areas of social theory and methodology

Students will be expected to draw on knowledge and understanding of the entire course of study to show a deeper understanding of these topics.

How it's assessed

- Written exam: 1 hour 45 minutes
- 100 marks
- 50% of GCSE

Questions


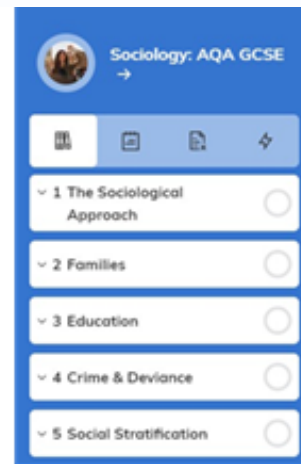
- Section A has two multiple choice questions followed by a range of short and extended responses.
- Section B has two multiple choice questions followed by a range of short and extended responses.

Exam question structures:

- Describe the ____ / Describe what sociologists mean by ____ (3)
- Identify and describe one example of ____ (3)
- From Item A, examine one strength/weakness of the research (2)
- Identify and describe one (from Item A) (4)
- Identify and explain one advantage/disadvantage of using ____ (method) to investigate ____ (topic) (4)
- From Item B, identify and describe the research method used by ____ (sociologist) including what you know of their perspective on ____ (topic) (4)
- Identify one (topic) and explain how you would investigate this ____ (topic) using ____ (method) (4)
- Discuss how far sociologists agree that (12)

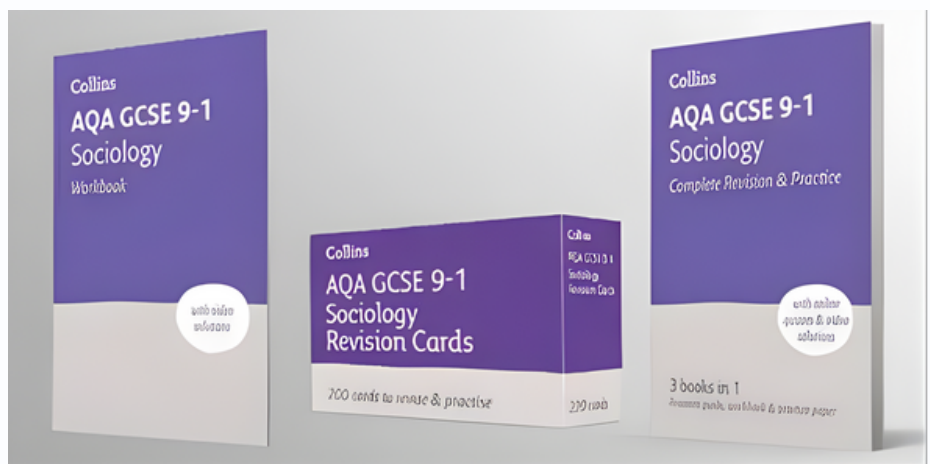
Revision Ideas

- Use your learning journeys to create overview topic mind maps. Start with the questions and link to **key terms and studies**.
- Make a list of **key studies** for each topic and three **key terms** that link to them.
- Use **Seneca** to give you overall revision on a topic.
- Use **Quizlet** to help you with key term recall, it helps to choose one topic at a time to focus on.



Revision Guides

- Here are some useful guides - but remember they won't include everything!
- Use your books and revision checklists I have provided to help you.



Your GCSE is made up of 4 parts: Speaking, Listening, Reading and Writing.

The more effort and time you put into your revision, the better grade you will get in the exams, not only in your mocks but for the summer exams too.

Topic Areas:

Here is a breakdown of the topic areas you need to have completed by the exam:



- My personal world
- Studying and my future
- My neighbourhood
- Travel and tourism
- Lifestyle and Wellbeing
- Media and Technology



Good Luck!

Any revision is good revision and WILL have an impact, but the best way is to learn 10-20 words a day, don't try to cram, it just doesn't work.

Resources Available to You:

- The vocab lists from the Edexcel course in the Knowledge Organiser
- Your speaking preparation booklets
- You can access the online vocab lists on Quizlet or Booklet to test yourself.
- <http://www.bbc.co.uk/schools/gcsebitesize/spanish/> which is brilliant and focused on the topic areas 
- DVDs and books are available from the school library and MFL office to enhance your reading and listening skills.
- The Pearson Spanish GCSE revision workbook
- These and all the Knowledge Organisers are organised on our Spanish Padlet: www.padlet.com/Spanish_Team/spanish-gcse-s9q00y5les894ca4 
- The final resource you have available is your teachers— if AT ANY TIME you have any questions, just come and see them.

How to prepare for your Textiles exam

The result of your exam unit (Component 2: Responding to a Brief) makes up 40% of your final grade in Textiles. You will begin this unit in February and it is essential that you work hard to complete each element to the best of your ability.

	Format	How to prepare
Activity 1: Project Development	<p>You will have a 4 week window (minimum of 8 hours) to produce work on a set theme. You are being assessed on:</p> <ul style="list-style-type: none"> • The use of research and exploration. • The review sand refinement of work. • The application of the development process. 	<ul style="list-style-type: none"> • Read the instructions and requirements in the exam paper carefully. • Keep up to date with all tasks and attend intervention as needed.
Activity 2: Development Review	<p>1h 30 min formal examination (computer)</p> <p>You are being assessed on:</p> <ul style="list-style-type: none"> • Your description of your ideas for the final response. • How you have used research and exploration to inform your ideas. • Your consideration of the requirements of the brief. 	<ul style="list-style-type: none"> • Read the instructions and requirements in the exam paper carefully. • Plan your Review using the template in the exam paper and revise from this. • Re-read your feedback for this Activity from your mock exam project.
Activity 3: Final Response (practical exam)	<p>8 hours Formal examination</p> <p>Completed in 2 4 hour sessions</p> <p>You are being assessed on:</p> <ul style="list-style-type: none"> • How the final response meets the context and the requirements of the brief. • The use of practical skills to produce a final response. • Your interpretation of the brief. 	<ul style="list-style-type: none"> • Create a detailed time plan including all elements of manufacture. • Attend a tutorial with Mrs Dun to discuss time plan and ask any questions. • Practise key techniques and processes so that you are confident to complete them independently. • Read the instructions and requirements in the exam paper carefully.
Activity 4: Portfolio	<p>2h 30 min Formal exam (computer)</p> <p>6-8 page digital portfolio</p> <p>You are being assessed on:</p> <ul style="list-style-type: none"> • Visual and written communication of intentions, development and final response. • Presentation through use of structure, layout, organisation and style. 	<ul style="list-style-type: none"> • Keep a digital folder of key images. • Plan the composition, style and content of each portfolio page before the exam. • Practise using editing tools in PowerPoint. • Re-read feedback on digital portfolios.

Exam Timetable



Provisional Timetable Only

Please be aware that this timetable is provisional, and there is a chance that dates may change closer to the exam period.

Date	Start	Length	Board	Component Code		Level
Thu 07 May	09:00	01:30	EDEXL/GCSE	BSP0301	Dev.Fitness Imp. Particip.	BTEC/1&2
	13:15	00:45	EDEXL/GCSE	1GN1 2F	Listening (F)	GCSE/9FC
	13:15	01:00	EDEXL/GCSE	1GN1 2H	Listening (H)	GCSE/9FC
Fri 08 May	09:00	02:30	DOM		BTEC Textiles Practical 4	BTEC Textiles Practical 1
	09:00	01:45	AQA	8192/1	Sociology Paper 1	GCSE/9FC
	09:00	01:30	WJEC/GCSE	C670U10-1	Film Studies Comp 1 US Film	GCSE/9FC
	13:15	01:45	EDEXL/GCSE	1DR0 3B	Set Text B-Theatre Makers	GCSE/9FC
	13:15	01:30	WJEC/GCSE	C690U30-1	Drama COMPONENT3 Interpreting Theatre	GCSE/9FC
Mon 11 May	09:00	01:45	AQA	8702/1	English Literature Paper 1	GCSE/9FC
	13:15	00:35	EDEXL/GCSE	1CN0 1F	Listening (F)	GCSE/9FC
	13:15	00:50	EDEXL/GCSE	1CN0 3F	Reading (F)	GCSE/9FC
	13:15	00:45	EDEXL/GCSE	1CN0 1H	Listening (H)	GCSE/9FC
	13:15	01:05	EDEXL/GCSE	1CN0 3H	Reading (H)	GCSE/9FC
	13:15	01:45	AQA	8132/1	Business Paper 1	GCSE/9FC
Tue 12 May	09:00	00:00	AQA	8062/13	Religious Studies A P1-3 Christ	GCSE/9FC
	09:00	00:00	AQA	8062/15	Religious Studies A P1-5 Christ & Islam	GCSE/9FC
	13:15	01:45	EDEXL/GCSE	1BI0 1H	Paper One (H)	GCSE/9FC
	13:15	01:10	EDEXL/GCSE	1SC0 1BF	Paper One: Biology (F)	GCSE/9DA
	13:15	01:10	EDEXL/GCSE	1SC0 1BH	Paper One: Biology (H)	GCSE/9DA
Wed 13 May	09:00	01:30	AQA	8035/1	Geography Paper 1	GCSE/9FC
	09:00	01:30	OCR	J384/01	Geography B: Our Natural World-Wrt	GCSE/9FC
	13:15	01:30	OCR	J277/01	Comp Sci: Computer Systems Wrtn	GCSE/9FC
Thu 14 May	09:00	01:30	EDEXL/GCSE	1MA1 1F	Non Calculator (F)	GCSE/9FC
	09:00	01:30	EDEXL/GCSE	1MA1 1H	Non Calculator (H)	GCSE/9FC
	13:15	00:45	EDEXL/GCSE	1GN1 3F	Reading (F)	GCSE/9FC
	13:15	01:00	EDEXL/GCSE	1GN1 3H	Reading (H)	GCSE/9FC
Fri 15 May	09:00	00:00	AQA	8145/1A/B	History Paper 1A Option B	GCSE/9FC
	09:00	00:00	AQA	8145/1B/B	History Paper 1B Option B	GCSE/9FC
	13:15	01:45	AQA	8192/2	Sociology Paper 2	GCSE/9FC
	13:15	01:30	OCR	R050/01	IT: IT in The Digital World Wtn	CNAT/1&2

Exam Timetable

Mon 18 May	09:00	01:45	EDEXL/GCSE	1CH0 1H	Paper One (H)	GCSE/9FC
	09:00	01:10	EDEXL/GCSE	1SC0 1CF	Paper Two: Chemistry (F)	GCSE/9DA
	09:00	01:10	EDEXL/GCSE	1SC0 1CH	Paper Two: Chemistry (H)	GCSE/9DA
	13:15	01:20	EDEXL/GCSE	1CN0 4F	Writing (F)	GCSE/9FC
	13:15	01:25	EDEXL/GCSE	1CN0 4H	Writing (H)	GCSE/9FC
Tue 19 May	09:00	02:15	AQA	8702/2	Eng Lit Paper 2	GCSE/9FC
	13:15	01:30	OCR	J277/02	Comp Sci: Comp Thnk Algrthm Prgrm Wtn	GCSE/9FC
Wed 20 May	13:15	00:00	AQA	8061/2	Religious Studies (SC) P2 Christ	GCSE/9SC
	13:15	00:00	AQA	8061/3	Religious Studies (SC) P3 Islam	GCSE/9SC
	13:15	00:00	AQA	8061/5	Religious Studies (SC) P5 Themes	GCSE/9SC
	13:15	01:45	AQA	8062/2A	Religious Studies A P2A Excl Text	GCSE/9FC
Thu 21 May	09:00	01:45	AQA	8700/1	English Language Paper 1	GCSE/9FC
	13:15	01:45	AQA	8132/2	Business Paper 2	GCSE/9FC
	13:15	01:30	WJEC/GCSE	C670U20-1	Film Studies Comp 2 Global Film	GCSE/9FC
Mon 01 Jun	13:15	01:15	EDEXL/GCSE	1GN1 4F	Writing (F)	GCSE/9FC
	13:15	01:20	EDEXL/GCSE	1GN1 4H	Writing (H)	GCSE/9FC
	13:15	00:35	EDEXL/GCSE	1GU0 1F	Listening (F)	GCSE/9FC
	13:15	00:50	EDEXL/GCSE	1GU0 3F	Reading (F)	GCSE/9FC
	13:15	00:45	EDEXL/GCSE	1GU0 1H	Listening (H)	GCSE/9FC
	13:15	01:05	EDEXL/GCSE	1GU0 3H	Reading (H)	GCSE/9FC
Tue 02 Jun	09:00	01:45	EDEXL/GCSE	1PH0 1H	Paper One (H)	GCSE/9FC
	09:00	01:10	EDEXL/GCSE	1SC0 1PF	Paper Three: Physics (F)	GCSE/9DA
	09:00	01:10	EDEXL/GCSE	1SC0 1PH	Paper Three: Physics (H)	GCSE/9DA
	13:15	01:30	EDEXL/GCSE	1ST0 1F	Written Paper 1F	GCSE/9FC
	13:15	01:30	EDEXL/GCSE	1ST0 1H	Written Paper 1H	GCSE/9FC
	13:15	00:35	AQA	8688/LF	Polish Listening Test Tier F	GCSE/9FC
	13:15	00:45	AQA	8688/RF	Polish Reading Test Tier F	GCSE/9FC
	13:15	00:45	AQA	8688/LH	Polish Listening Test Tier H	GCSE/9FC
	13:15	01:00	AQA	8688/RH	Polish Reading Test Tier H	GCSE/9FC
Wed 03 Jun	09:00	01:30	EDEXL/GCSE	1MA1 2F	Calculator (F)	GCSE/9FC
	09:00	01:30	EDEXL/GCSE	1MA1 2H	Calculator (H)	GCSE/9FC
	13:15	01:30	AQA	8035/2	Geography Paper 2	GCSE/9FC
	13:15	01:30	OCR	J384/02	Geography B: People and Society-Wrt	GCSE/9FC
	13:15	01:15	OCR	R032/01	Hsc: Princpls Care in Hsc Sttns Wtn	CNAT/1&2
Thu 04 Jun	09:00	00:00	AQA	8145/2A/A	History Paper 2A Option A	GCSE/9FC
	09:00	00:00	AQA	8145/2B/C	History Paper 2B Option C	GCSE/9FC
Fri 05 Jun	09:00	01:45	AQA	8700/2	English Language Paper 2	GCSE/9FC
	13:15	01:15	WJEC/GCSE	C660U30-1	Music Component 3 Appraising	GCSE/9FC
Mon 08 Jun	09:00	01:45	EDEXL/GCSE	1BI0 2H	Paper Two (H)	GCSE/9FC
	09:00	01:10	EDEXL/GCSE	1SC0 2BF	Paper Four: Biology (F)	GCSE/9DA
	09:00	01:10	EDEXL/GCSE	1SC0 2BH	Paper Four: Biology (H)	GCSE/9DA


Exam Timetable

Mon 08 Jun	09:00	01:45	EDEXL/GCSE	1BI0 2H	Paper Two (H)	GCSE/9FC
	09:00	01:10	EDEXL/GCSE	1SC0 2BF	Paper Four: Biology (F)	GCSE/9DA
	09:00	01:10	EDEXL/GCSE	1SC0 2BH	Paper Four: Biology (H)	GCSE/9DA
Tue 09 Jun	13:15	01:20	EDEXL/GCSE	1GU0 4F	Writing (F)	GCSE/9FC
	13:15	01:25	EDEXL/GCSE	1GU0 4H	Writing (H)	GCSE/9FC
Wed 10 Jun	09:00	01:30	EDEXL/GCSE	1MA1 3F	Calculator (F)	GCSE/9FC
	09:00	01:30	EDEXL/GCSE	1MA1 3H	Calculator (H)	GCSE/9FC
	13:15	02:00	AQA	8552/W	Design and Technology Written Paper	GCSE/9FC
Thu 11 Jun	09:00	01:30	AQA	8035/3	Geography Paper 3	GCSE/9FC
	09:00	01:30	OCR	J384/03	Geography B: Geographical Explrtn-Wrt	GCSE/9FC
Fri 12 Jun	09:00	01:45	EDEXL/GCSE	1CH0 2H	Paper Two (H)	GCSE/9FC
	09:00	01:10	EDEXL/GCSE	1SC0 2CF	Paper Five: Chemistry (F)	GCSE/9DA
	09:00	01:10	EDEXL/GCSE	1SC0 2CH	Paper Five: Chemistry (H)	GCSE/9DA
	13:15	01:30	EDEXL/GCSE	1ST0 2F	Written Paper 2F	GCSE/9FC
	13:15	01:30	EDEXL/GCSE	1ST0 2H	Written Paper 2H	GCSE/9FC
	13:15	01:00	AQA	8688/WF	Polish Writing Test Tier F	GCSE/9FC
	13:15	01:15	AQA	8688/WH	Polish Writing Test Tier H	GCSE/9FC
	13:15	01:30	AQA	8236/W	Dance Written Paper	GCSE/9FC
	13:15	01:20	WJEC/GCSE	5409UA0-1	Hosp & Catering UNIT1: Onscreen New	WTA/1&2
	13:15	01:20	WJEC/GCSE	5409UB0-1	Hosp & Catering Unit 1: Paper New	WTA/1&2
Mon 15 Jun	09:00	01:45	EDEXL/GCSE	1PH0 2H	Paper Two (H)	GCSE/9FC
	09:00	01:10	EDEXL/GCSE	1SC0 2PF	Paper Six: Physics (F)	GCSE/9DA
	09:00	01:10	EDEXL/GCSE	1SC0 2PH	Paper Six: Physics (H)	GCSE/9DA
	09:00	02:00	AQA	7405/3	Chemistry ADV Paper 3	GCE/A
	09:00	01:30	OCR	H432/03	Chem A: Unified Chemistry Wtn	GCE/A
	13:15	02:00	OCR	H573/03	Rel Stud: Dvlpmnts Chrstn Thght Wtn	GCE/A



**Exam Contingency Date - *Wednesday*
24th June**

Please keep this day free as it will be used as an alternative date in the event of national or significant disruption.



“SUCCESS IS THE SUM OF
SMALL EFFORTS,
REPEATED DAY IN AND
DAY OUT.”

-ROBERT COLLIER