



Remote Learning Resources

EduLink	Page 1
Microsoft Office	Page 2
GCSEPod	Page 3
Sam Learning	Page 4
Mathematics Remote Learning	Page 5

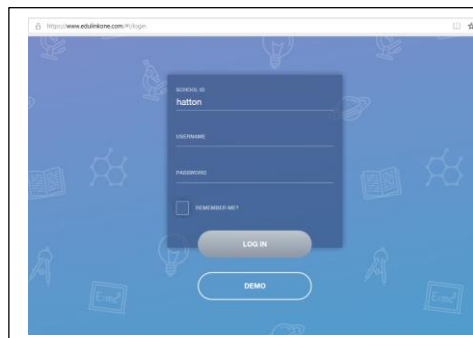


Id: Hatton

Edulink is a great tool which allows you to monitor how well your child is doing in school. When your child enrolls at Sir Christopher Hatton, you and your child will be given an account. This guidance will show you some of the key areas that you may wish to use in order to see how well your child is doing. **Each of your children will have a sub menu, they can be accessed in the top right.**

Edulink will allow you to have access to the following utilities:

- Homework
- Attendance
- Letters
- Progress reports
- Exam dates
- Contact details
- Teacher contacts
- Timetables



You have been given login details at the top of the screen.

You will need to type in the credentials given to you in this guide.

Guidance for parents using Edu Link: -

Once you have logged into Edu Link with the details provided, you will be welcomed with the following menu. This menu will allow you to access all of the information that you require. These can be accessed by clicking one of the buttons.



Accessing Lessons Daily:



During school closure, staff at the Academy will be uploading their scheduled lessons to Edulink as a 'Homework'. To access these, students will need to make sure that they click on this button.

Each lesson for that day will appear on Edulink as a homework which will allow you as a 'parent' to support your child and to ask them about their learning.

Due Date	Name	Subject & Class	Available	Submission	Completed
Tomorrow 25/01/20	Fractions worksheet	Maths	21/01/20 00:00	Submitted	✓
2 days 27/01/20	Water Cycle Diagram	Geography	13/01/20 10:30	No online submission required	✗
7 days 31/01/20	Write up PH experiment	Science	19/01/20 13:04	No online submission required	✗
8 days 01/02/20	Revise for Mock Exam	English	23/01/20 14:00	No online submission required	✗

All students have their login details to Edulink and can do this using their school login for the computer.

If you cannot remember your own password then email chambersr@hattonacademy.org.uk and your password will be reset.



EduLink is also available on platforms such as Apple and Android. You can download these by going to the Google Play store or the Apple store and they're free to use.

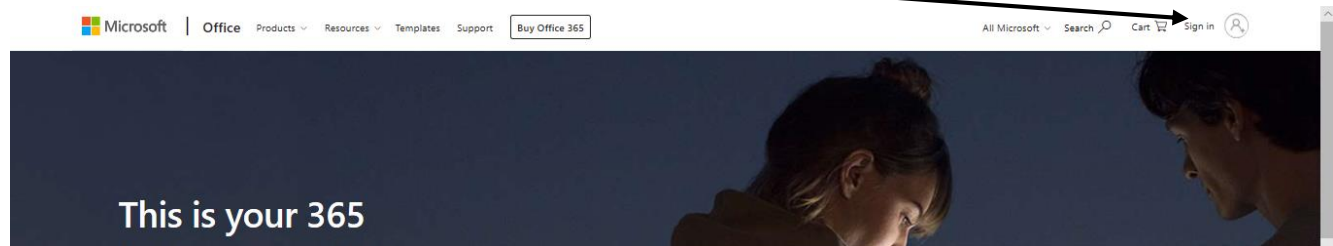




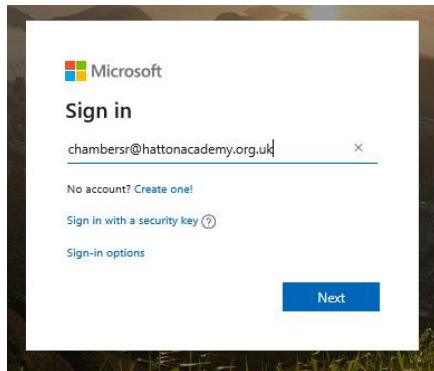
Accessing Microsoft Office from home

Many parents have asked the question, how do I get access to PowerPoint and other applications from home. Our Academy has successfully purchased a licence which means that every child has access to Microsoft Office on their home computer.

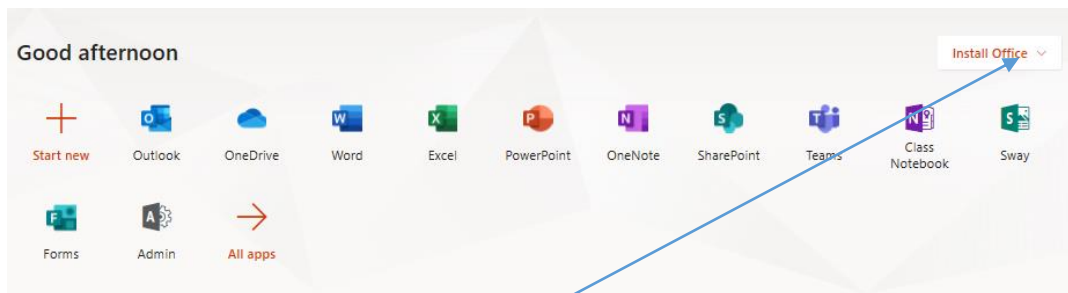
In order to access Microsoft office from home, you can login and download it. You can visit www.office365.com and you can click on the sign in button in the top right corner.



Sign in with the school email address and password



Once you have signed in, you will be greeted with this menu below.



You are able to run all of your **office applications** through the browser. Failing this, you can click on **all apps** and then press **back** on the browser.

This will bring up the **install office** button. This will then download office to your computer so that you can install the applications that you need.



During this unexpected school closure, we are delighted to be able to continue supporting your child through the fantastic GCSEPod service, which all students have access to through the school subscription.

GCSEPod is the award-winning digital content and revision provider used by over 1,400 schools worldwide. As a subscriber, your child has access to GCSEPod's library of over 6,000 'Pods,' 3-5 minute videos designed to deliver knowledge in short bursts. Every Pod is mapped to the correct exam board, and contains all the right facts, quotes, keywords, dates and annotated diagrams that your child needs for GCSE success – all neatly organised into topics and exam playlists.

During this period, teachers may be setting your child work on GCSEPod. This may take the form of Assignments, which students can access and complete via the GCSEPod platform, or teachers may recommend specific Pods for students to watch at home to continue their learning.

In addition, we ask that you encourage your child to make use of this amazing resource independently. Once they've activated their account, they can browse the GCSEPod library and create their own playlists – just as they would when they're listening to music.

GCSEPod can also identify knowledge gaps and automatically send playlists to your child to help them strengthen their knowledge. After completing any Assignments set on GCSEPod, your child will get a personalised "Boost Playlist" of Pods relevant to their identified areas of weakness. We strongly suggest you encourage your child to review these playlists regularly as this will speed up their progress.

Finally, in Maths and English Literature, students can test their knowledge independently using GCSEPod's fantastic Check & Challenge feature. Simply visit any Maths and selected English Literature playlists and click the purple "C&C". This will start a short self-marking assessment.

For more ways to support your child using GCSEPod, please visit www.gcsepod.com/parents where you'll find lots more information and resources.

Your child has already been registered with GCSEPod, so all they need to do is activate their account by following the instructions below.

- 1) Go to www.gcsepod.com and click "Login" in the top right-hand corner
- 2) Click on tab



Sign in with Office 365

- 3) Enter your child's **school email address and password**

If you have any questions regarding GCSEPod please contact **Mr N Salisbury;** head@hattonacademy.org.uk or message support@gcsepod.com



How do I log in to SAM Learning?

Learners can log in to SAM Learning 24 hours a day, 7 days a week, 365 days a year from virtually any device that connects to the Internet:

- Desktop computers
- Laptops
- Chromebooks
- Tablets (iOS and Android)
- Phablets (iOS and Android)
- Smartphones (iOS and Android)
- Xbox One Web Browser
- PlayStation 4 Web Browser

To access SAM Learning, navigate to www.samlearning.com using any Internet web browser - we recommend Chrome, however.

Click **LOGIN** found in the top right corner of the screen

Enter your log in credential, which includes 3 pieces of information

Centre ID - NN8SC

User ID - unique to you in your school - and will never change throughout your school years.

Your user ID consists of your six-digit DOB followed by your initials.

For example, if a learner named Stephanie Large was born on 1st February 2008, her user ID would be 010208SL.

Password - at the start, your password is the same as your User ID, so try that first.

If that does not work, use the [Can't log in?](#) feature found on the log-in portal - you can try resetting your password by answering your secret question.

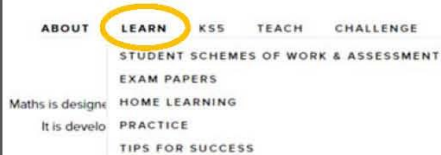
If you have not set up a secret question, you will need to ask your teacher to reset your password.



Mathematics Remote Learning

Key Websites

MixMaths—www.mixmaths.com



Created by SCHA's Maths Department, students can find the schemes of work, resources and past exam papers to help them revise independently.

The Mix'n'Maths activities under the 'Practice' section also allows students to revise each topic area in depth.

No log in details are required to access the LEARN resources on the website.

Maths Watch—www.vle.mathswatch.com



The 'Videos' area allow students to watch tutorials, access worksheets and complete questions online to support their learning. The videos cover each topic in the syllabus and can be viewed as many times as needed.

The 'Progress' area allows students to keep track on their learning.

Username: SchoolLogIn@hattonacademy (eg. 16SmithJ@hattonacademy)

Password: bidmas (unless the student has changed this)

Maths Genie—www.mathsgenie.co.uk

GCSE Revision

Students are able to access exam questions by topic in the 'GCSE Revision' area on Maths Genie.

All the topics are split up by grade so that students are able to choose topics based on their current progress and target grades.

PinPoint Learning—www.pinpointlearning.com

Your Personalised Question Booklet PDF ✓

Your Pinpoint Topics And Video Lessons

PinPoint Learning gives pupils targeted and personalised practice booklets based on their performance in past exam papers. The practice booklet gives students to develop their understanding of key topics for improvement at three differentiated levels.

There are also video lessons to support their revision.

Pupils should see their Maths teachers for their log in details.

Hegarty Maths—www.hegartymaths.com



There over 900 sequential skills to learn via videos and examples, with quizzes to complete after. Each skills can be revisited multiple times with new questions. The more skills completed, it will open up access to revision tasks based on students needs.

Pupils should see their Maths teachers for their log in details.

MyMaths—www.mymaths.co.uk



Hundreds of lessons and matching homework activities Along with games to build student confidence and fluency. Revision and assessment activities are also available to support GCSE and A Level Maths

Pupils should see their Maths teachers for their log in details.

MathsPad—www.mathspad.co.uk



Flipped resources which give a video explanation linked with an interactive activity. The online progress tracking keeps pupils motivated by showing them the badges they have achieved, based on the assigned tasks they have completed.

Pupils should see their Maths teachers for their log in details.